



*Science in the classroom*



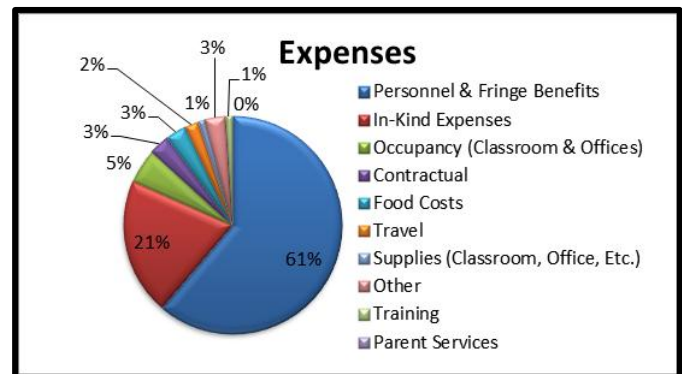
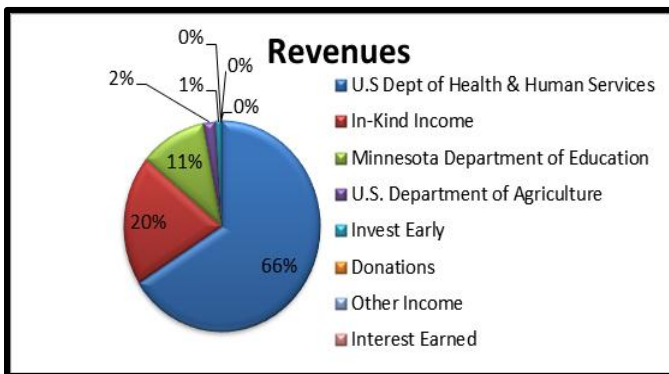
*Learning what it takes to be a Fire Fighter*

### Revenues

U.S Dept of Health & Human Services	\$ 2,098,795
In-Kind Income	622,451
Minnesota Department of Education	337,323
U.S. Department of Agriculture	78,733
Invest Early	35,090
Donations	72
Other Income	1,194
Interest Earned	82
<b>Total Revenues</b>	<b>\$ 3,173,740</b>

### Expenses

Personnel & Fringe Benefits	\$ 1,898,602
In-Kind Expenses	622,451
Occupancy (Classroom & Offices)	165,783
Contractual	104,198
Food Costs	83,845
Travel	53,078
Supplies (Classroom, Office, Etc.)	44,138
Other	101,528
Training	34,082
Parent Services	1,025
<b>Total Expenses</b>	<b>\$ 3,108,730</b>



<b><u>ENROLLMENT</u></b>	<b>Federal Head Start 3 &amp; 4 year olds</b>	<b>State Head Start Infant &amp; Toddler</b>	<b>Total</b>
<b>Funded Enrollment</b>	217	36	253
<b>Average Monthly Enrollment</b>	100%	100%	100%
<b>Total Families Served</b>	281	42	323
<b>Percent of Eligible Children Served</b>	48%	5%	





### **MONITORING REVIEW**

KOOTASCA Community Action’s Head Start program underwent their last triennial review in March of 2008 and follow up review in November 2008. The program was determined to be in full compliance with all Head Start Performance Standards, laws, regulations and policy requirements. The program was scheduled for a review the week of April 10<sup>th</sup>-15<sup>th</sup> 2011, however, the review was canceled due to a possible Federal Government shutdown and will be rescheduled sometime in 2012.

### **AUDITS**

The agency audit was completed by Kern, DeWenter, Viere, Ltd. (KDV) of Minneapolis and St. Cloud, Minnesota. The audit was conducted in accordance with the U.S. generally accepted auditing standards and the standards applicable to financial audits contained in Government Auditing Standards, issued by the Comptroller General of the United States. In their opinion, the financial statements referred to in the audit present fairly, in all material respects, the financial position of KOOTASCA Community Action, Inc., as of December 31, 2010 and 2009, the changes in its net assets and its cash flows for the years then ended in conformity with U.S. generally accepted accounting principles. The full audit report can be obtained by contacting Christine Partlow, Education Fiscal Director at 218.327.5536.

### **MEDICAL & DENTAL EXAMS**

-  97% of enrolled children received dental exams
-  98 % of enrolled children received medical exams
-  100 % of enrolled children were up to date on immunizations at the end of the program year.
-  All children’s Body Mass Index ( BMI’s ) were obtained and shared with parents twice during the program year.

**PARENT INVOLVEMENT ACTIVITIES**

Parent Involvement Opportunities	Number of Parents
Parents who participated on the Policy Council as a Representative, Alternate or Community Representative.	31
Parents who served on sub committees of the policy council	10
Parents and past parents who volunteered within the Head Start program	307
Fathers/ father figures who participated in activities with their pre-school child	95

*Thanks to a partnership with KOOTASCA Head Start, Invest Early and Children’s Mental Health families had the opportunity to participate in a free 8 week parenting group called Positive Solutions. Here is what some parents had to say:*

*“This was way more than I Imagined it would be. I have seen changes in our family over these weeks that are so wonderful”*

*“I would recommend this class to every parent because there is so much to learn”*

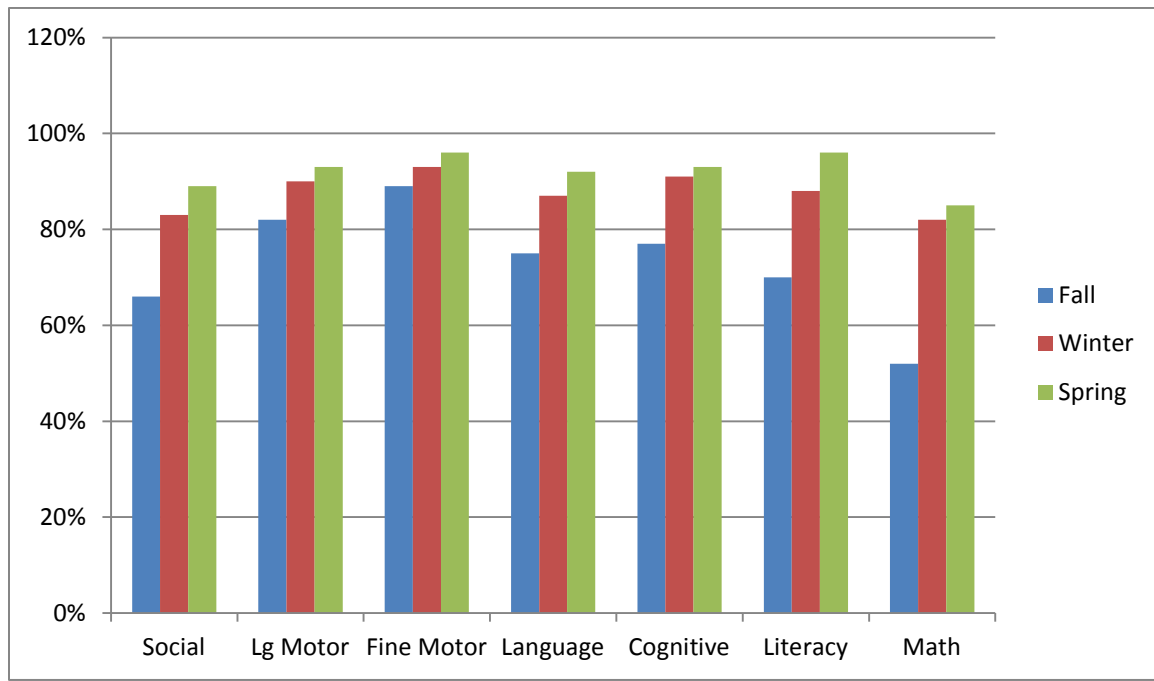
★ ★ ★ ★ ★ ★ ★ ★ ★ ★

**“I am walking away from this class a more confident parent. I have learned some new techniques to try at home to help me become a better parent”**

★ ★ ★ ★ ★ ★ ★ ★ ★ ★

For more information call 218-327-6718

## PREPARING CHILDREN FOR KINDERGARTEN



According to the Head Start programs 2010/11 Teaching Strategies Gold outcomes report the four year old children scored highest in the domains of

- Social emotional Fall 66% proficient to Spring at 89% proficient
- Language children started the year at 75% proficient and ended the year at 92%
- The most significant improvement was in the area of Math with Fall at 52% moving to 85% in the Spring.

## KOOTASCA Head Start & Early Head Start Program options

Federally funded Pre-school- 4 days a week 6 hours per and 3.5 hours a day 9 months

Infant & Toddler Home Base model- 1 home visit per week 2x group socialization experiences per month year round

Infant and Toddler combination model- classroom 2x per week ( 9 months) and 1 home visit per month (year round)

Early Head Start / Teen Parent Program combination model- Provides educational experience and supports to pregnant and parenting teens working towards their High School diploma or GED.